

Hospital de Sant Pau Report

2024



SANT PAU
Campus Salut
Barcelona



Hospital de
la Santa Creu i
Sant Pau

2024 Report

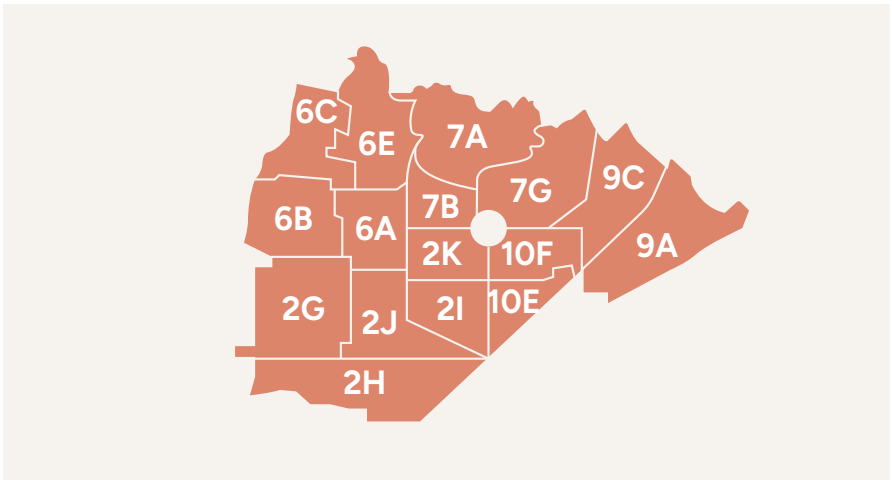
Zone

Districts

Eixample	Area: 101,35 Km ²
Horta-Guinardó	428.738 inhabitants
Gràcia	Density: 4.230,27 hab./Km²
Sant Martí	24,75% of the population of Barcelona (1.732.208)
Sant Andreu	Population > 65 years old: 22,43% (96.199)

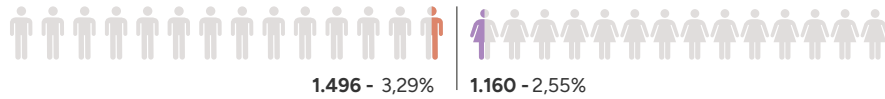
Primary Care Teams

CAP Roger de Flor	EAP 2G - Dreta de l'Eixample i 2J - Monumental
CAP Passeig de Sant Joan	EAP 2H - Passeig de Sant Joan
CAP Sagrada Família	EAP 2I - Sagrada Família i EAP 2K - Gaudí
CAP Pare Claret	EAP 6A - Joanic i 6B - Vila de Gràcia
CAP Larrard	EAP 6C - Lesseps i 6E - La Salut
CAP Sanllehy	EAP 7A - Sanllehy
CAP Sardenya	EAP 7B - Sardenya
Cap Guinardó	EAP 7G - Guinardó Baix
CAP La Sagrera	EAP 9A - La Sagrera
CAP Passeig Maragall	EAP 9C - Congrés, 10E - Encants i 10F - Camp de l'Arpa

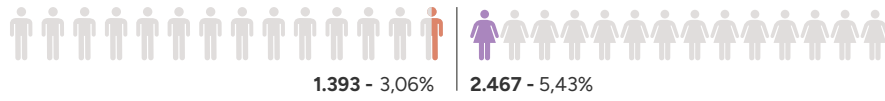


Hospital admissions by age and sex

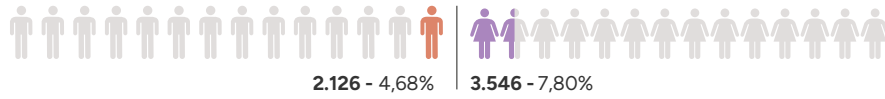
0 - 19 years old



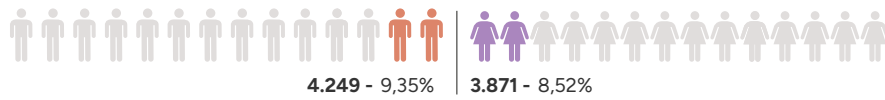
20 - 34 years old



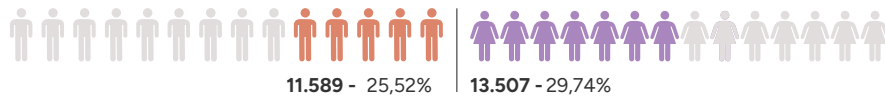
35 - 49 years old



50 - 64 years old



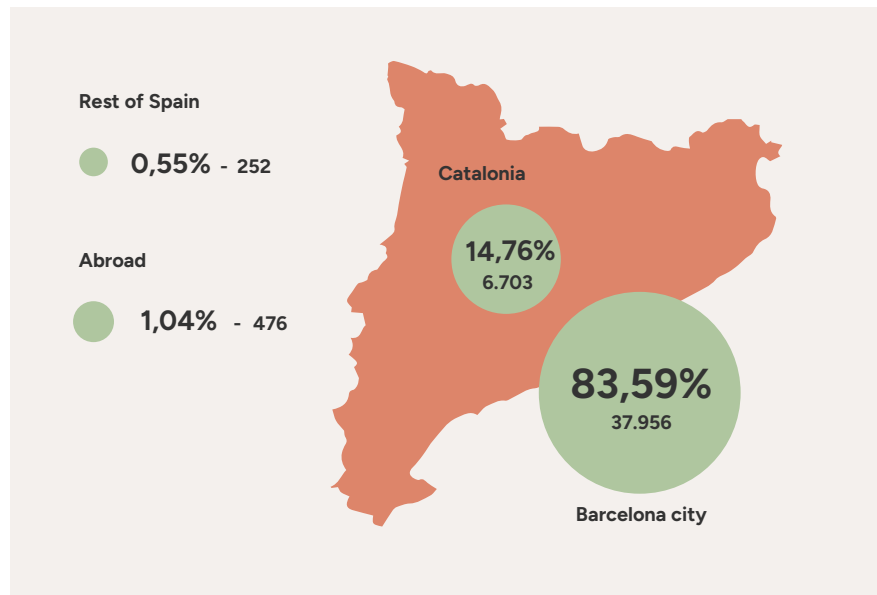
Over 65 years old



Total



Origin of hospital admissions



Mission

The Hospital de la Santa Creu i Sant Pau is a healthcare institution in its area of influence and a referent in Catalonia for services of excellence.

It is a competitive and dynamic hospital in its fields of activity: healthcare, teaching and research.

Sant Pau's mission is to achieve the best health outcomes with the best patient experience, contributing significantly to the advancement of medicine.

Healthcare activity

Healthcare activity

Admissions	45.404
Hospitalisation	32.663
Major outpatient surgery	12.741
Surgical/interventional activity	
Surgical procedures	20.255
with admission	10.444
major without admission	8.835
minor without income	976
Interventionism	4.761
Births	1.881
Emergencies	166.174
Outpatient visits	585.277
Day hospital sessions	99.986

Daily activity

124	55	5	455	2.251	385
Admissions	Interventions	Births	Emergencies	Visits to outpatients clinics	Day hospital sessions

Main techniques and treatments

Stereotactic radiosurgery and interventional radiology	
Highly complex interventional radiology	1.000
Interventional neuroradiology	366
Surgical treatment of Parkinson's disease / Deep brain stimulation	60
Highly complex cardiology	
Open valve surgery	296
Open coronary surgery	188
Percutaneous valve replacement	224
Diagnostic cardiac catheterisation	1.060
Therapeutic cardiac catheterisation	1.685
Highly complex vascular procedures	
Abdominal aortic aneurysms (open or endovascular)	63
Carotid artery and other precerebral arteries (open or endovascular)	34
Highly complex oncological surgery	460
Hearing implants	221
Transplants	
Heart	12
Cornea	116
Bone marrow	101
Radiotherapy sessions	1.756

Most common surgical DRGs

	Episodes	Average stay
Orbital and eye procedures	4.191	0,17
Percutaneous cardiac intervention without AMI	750	2,26
Percutaneous cardiac intervention with AMI	471	3,80
Uterus and uterine annexes procedures for non-malignant processes except leiomyoma	480	0,79
Hip and femur fracture repair	451	10,92

	Episodes	Average stay
● Orbital and eye procedures	4.191	0,17
● Percutaneous cardiac intervention without AMI	750	2,26
● Percutaneous cardiac intervention with AMI	471	3,80
● Uterus and uterine annexes procedures for non-malignant processes except leiomyoma	480	0,79
● Hip and femur fracture repair	451	10,92

Most common medical DRGs

	Episodes	Average stay
Vaginal birth	1.354	2,79
Other disorders, fractures, and back and neck injuries	1.150	1,30
Chronic obstructive pulmonary disease	1.016	6,06
Heart failure	1.014	5,71
Major respiratory infections and inflammations	996	5,73

	Episodes	Average stay
● Vaginal birth	1.354	2,79
● Other disorders, fractures, and back and neck injuries	1.150	1,30
● Chronic obstructive pulmonary disease	1.016	6,06
● Heart failure	1.014	5,71
● Major respiratory infections and inflammations	996	5,73

Activities by service

Anesthesiology

Hospitalisation

Total admissions	1.180
Overall average weight (APR-GRD v40.0)	0,8357
% urgent admissions	44,4
EM Hospitalisation	11,9
Hospitalisations stays	2.369
Consultations	4.381

Outpatients

Total Hospital visits	17.836
-----------------------	--------

Angiology, Vascular and Endovascular Surgery

Urgent procedures

From emergencies	441
% Emergencies admitted	17,0

Hospitalisation

Total admissions	679
Overall average weight (APR-GRD v40.0)	1,7864
% Emergency admissions	23,5
EM Hospitalisation	8,4
Hospital stays	5.033
Consultations	713

Surgical procedures

Procedures (excluding minor surgery)	606
Scheduled with admission	473
Urgent with admission	132
Major without admission	1
Minor procedures	0
Total interventions	606
Interventionism	15
Haemodynamics/electrophysiology room	0
Interventional radiology room	15

Outpatients

Total hospital visits	6.234
-----------------------	-------

Cardiology

Hospitalisation

Total admissions	2.973
Overall average weight (APR-GRD v40.0)	1,8386
% Emergency admissions	53,4
EM Hospitalisation	7,8
Hospital stays	11.914
Consultations	944

Surgical procedures

Interventionism	3.275
Haemodynamics/electrophysiology room	2.699
Interventional radiology room	576

Outpatients

Total hospital visits	30.764
-----------------------	--------

Orthopaedic Surgery and Traumatology

Urgent procedures

From emergencies	11.585
% of emergencies admitted	10,5

Hospitalisation

Total admissions	3.548
Overall average weight (APR-GRD v40.0)	1,2372
% Emergency admissions	93,5
EM Hospitalisation	8,0
Hospital stays	17.664
Consultations	681

Surgical procedures

Procedures (excluding minor surgery)	3.554
Scheduled with admission	1.007
Urgent with admission	1.514
Major without admission	1.033
Minor procedures	0
Interventionism	3.554

Outpatients

Total visits	42.763
--------------	--------

General and Digestive Surgery

Urgent procedures

From emergencies	8.067
% of emergencies admitted	21,3

Hospitalisation

Total admissions	2.973
Overall average weight (APR-GRD v40.0)	1,1898
% Emergency admissions	84,7
EM Hospitalisation	7,1
Hospital stays	14.358
Consultations	497

Surgical procedures

Procedures (excluding minor surgery)	2.714
Scheduled with admission	1.177
Urgent with admission	925
Major without admission	612
Minor procedures	112
Interventionism	2.826

Outpatients

Total hospital visits	14.607
-----------------------	--------

Cardiac Surgery

Hospitalisation

Total registrations	477
Overall average weight (APR-GRD v40.0)	3,5335
% Emergency admissions	2,1
EM Hospitalisation	12,5
Hospital stays	3.467
Consultations	11

Surgical procedures

Interventions (excluding minor surgery)	629
Scheduled with admission	503
Emergency with admission	115
Major without admission	11
Minor procedures	0
Total interventions	629
Interventionism	13
Haemodynamics/electrophysiology room	13
Interventional radiology room	0

Outpatients

Total visits	802
--------------	-----

Plastic Surgery

Hospitalisation

Total admissions	807
Overall average weight (APR-GRD v40.0)	1,1222
% Emergency admissions	89,2
EM Hospitalisation	4,9
Hospitalisation stays	1.485
Consultations	446

Surgical procedures

Interventions (excluding minor surgery)	882
Scheduled with admission	381
Emergency with admission	93
Major without admission	408
Minor procedures	351
Total procedures	1.233

Outpatients

Total visits	6.913
--------------	-------

Thoracic Surgery

Hospitalisation

Total admissions	362
Overall average weight (APR-GRD v40.0)	1,4444
% Emergency admissions	86,0
EM Hospitalisation	5,8
Hospitalisation stays	1.585
Consultations	138

Surgical procedures

Interventions (excluding minor surgery)	351
Scheduled with admission	283
Emergency with admission	67
Major without admission	1
Minor procedures	0
Total procedures	351

Outpatients

Total Hospital visits	3.228
-----------------------	-------

Palliative Care

Hospitalisation

Total admissions	285
Overall average weight (APR-GRD v40.0)	1,2454
% Emergency admissions	85,6
EM Hospitalisation	13,6
Hospitalisation stays	3.196
Consultations	755

Outpatients

Total visits	1.522
--------------	-------

Dermatology

Hospitalisation

Total admissions	1.179
Overall average weight (APR-GRD v40.0)	0,7283
% Emergency admissions	0,0
EM Hospitalisation	1,3
Hospitalisation stays	0
Consultations	664

Surgical procedures

Interventions (excluding minor surgery)	1.172
Scheduled with admission	2
Emergency with admission	0
Major without admission	1.170
Minor procedures	339
Total procedures	1.511

Outpatients

Total visits	31.480
--------------	--------

Endocrinology

Urgent procedures

From emergencies	32
% Emergency admissions	3,1

Hospitalisation

Total admissions	44
Overall average weight (APR-GRD v40.0)	0,5502
% Emergency admissions	64,7
EM Hospitalisation	4,9
Hospital stays	143
Consultations	6.912

Outpatients

Total Hospital Visits	17.685
-----------------------	--------

Stomatology

Outpatients

Total visits	454
--------------	-----

Gynaecology and Obstetrics

Urgent procedures

From emergencies	15.316
% Emergencies admitted	14,9

Hospitalisation

Total admissions	3.830
Overall average weight (APR-GRD v40.0)	0,5728
% Emergency admissions	61,5
EM Hospitalisation	3,2
Hospital stays	6.621
Consultations	178

Surgical procedures

Interventions (excluding minor surgery)	2.939
Scheduled with admission	450
Emergency with admission	1.950
Major without admission	539
Minor procedures	0
Total procedures	2.939

Outpatients

Total Hospital Visits	38.733
-----------------------	--------

Haematology

Hospitalisation

Total admissions	756
Overall average weight (APR-GRD v40.0)	2,5410
% Emergency admissions	47,3
EM Hospitalisation	14,4
Hospital stays	8.293
Consultations	2.668

Outpatients

Total de visites	30.751
------------------	--------

Haemotherapy

Outpatients

Total visits	248
--------------	-----

Intensive Care

Hospitalisation

Total admissions	700
Medical	527
Surgical	173
Overall average weight (APR-GRD v40.0)	3,8299
% Conventional hospitalisations from A&E	52,1
EM Conventional hospitalisation	8,1
Consultations	39

Internal Medicine

Hospitalisation

Total admissions	2.164
Overall average weight (APR-GRD v40.0)	1,0005
% Emergency admissions	96,5
EM Hospitalisation	11,7
Hospitalisation stays	25.230
Consultations	4.421

Outpatients

Total visits	20.470
--------------	--------

Nuclear Medicine

Hospitalisation

Total admissions	116
Overall average weight (APR-GRD v40.0)	0,8033
% Emergency admissions	0,9
EM Hospitalisation	1,6
Hospitalisation stays	185
Consultations	0

Outpatients

Total visits	131
--------------	-----

Neurosurgery

Hospitalisation

Total admissions	774
Overall average weight (APR-GRD v40.0)	1,6911
% Emergency admissions	56,8
EM Hospitalisation	10,9
Hospitalisation stays	4.261
Consultations	189

Surgical procedures

Interventions (excluding minor surgery)	642
Scheduled with admission	346
Emergency with admission	184
Major without admission	112
Minor procedures	0
Total procedures	642

Outpatients

Total visits	6.748
--------------	-------

Neurology

Hospitalisation

Total admissions	695
Overall average weight (APR-GRD v40.0)	1,3785
% Emergency admissions	89,1
EM Hospitalisation	12,2
Hospital stays	7.935
Consultations	939

Outpatients

Total visits	31.066
--------------	--------

Ophthalmology

Urgent procedures

From emergencies	18.546
% Emergencies admitted	0,0

Hospitalisation

Total admissions	4.401
Overall average weight (APR-GRD v40.0)	0,9354
% Emergency admissions	90,0
EM Hospitalisation	3,4
Hospital stays	105
Consultations	555

Surgical procedures

Interventions (excluding minor surgery)	4.376
Scheduled with admission	17
Emergency with admission	17
Major without admission	4.342
Minor procedures	128
Total procedures	4.504

Outpatients

Total visits	52.221
--------------	--------

Medical Oncology

Hospitalisation

Total admissions	1.060
Overall average weight (APR-GRD v40.0)	1,0822
% Emergency admissions	71,3
EM Hospitalisation	9,1
Hospital stays	7.718
Consultations	414

Outpatients

Total visits	38.807
--------------	--------

Oncology Radiotherapy

Hospitalisation

Total admissions	116
Overall average weight (APR-GRD v40.0)	1,0388
% Emergency admissions	52,2
EM Hospitalisation	13,4
Hospital stays	881
Consultations	234

Surgical procedures

Prostate brachytherapy	10
HDR (high dose rate) brachytherapy	51
Interventions (excluding minor surgery)	12
Scheduled with admission	11
Emergency with admission	0
Major without admission	1
Minor procedures	1
Total procedures	13

Outpatients

Total visits	15.584
Three-dimensional conformal radiotherapy	411
Intensity-modulated radiotherapy	371
Volumetric radiotherapy	999
Total body irradiation	25
Stereotactic body radiotherapy (SBRT)	229
TOTAL	2.035

Otorhinolaryngology

Urgent procedures

From emergencies	6.841
% Emergencies admitted	0,0

Hospitalisation

Total admissions	683
Overall average weight (APR-GRD v40.0)	1,0382
% Emergency admissions	53,1
EM Hospitalisation	3,5
Hospital stays	1.268
Consultations	475

Surgical procedures

Interventions (excluding minor surgery)	720
Scheduled with admission	459
Emergency with admission	46
Major without admission	215
Minor procedures	31
Total procedures	751

Outpatients

Total visits	27.934
--------------	--------

Digestive Pathology

Hospitalisation

Total admissions	881
Overall average weight (APR-GRD v40.0)	0,8935
% Emergency admissions	88,1
EM Hospitalisation	8,0
Hospitalisation stays	5.859
Consultations	437

Outpatients

Total visits	23.074
Day hospital sessions	2

Techniques and treatments

Endoscopy	14.845
Gastroscopy	6.101
Colonoscopy	7.844
ERCP	338
Upper endoscopic ultrasound	439
Lower endoscopic ultrasound	30
Interventional echoendoscopy	40
Enteroscopy	25
POEM	28

Paediatrics

Urgent procedures

From emergencies	30.304
% Emergencies admitted	3,7

Hospitalisation

Total admissions	1.928
Overall average weight (APR-GRD v40.0)	1,0639
% Emergency admissions	86,6
EM Hospitalisation	5,4
Hospitalisation stays	9.009
Consultations	839

Surgical procedures

Interventions (excluding minor surgery)	397
Scheduled with admission	65
Emergency with admission	108
Major without admission	224
Minor procedures	14
Total interventions	411

Outpatients

Total visits	25.865
--------------	--------

Pneumology

Hospitalisation

Total admissions	1.350
Overall average weight (APR-GRD v40.0)	0,9770
% Emergency admissions	91,9
EM Hospitalisation	9,8
Hospitalisation stays	9.456
Consultations	983

Outpatients

Total visits	25.671
--------------	--------

Podiatry

Outpatients

Total visits	116
--------------	-----

Psychiatry

Urgent procedures

From emergencies	5.568
% Emergency admissions	7,6

Hospitalisation

Total admissions	783
Overall average weight (APR-GRD v40.0)	0,5696
% Emergency admissions	56,0
EM Hospitalisation	22,0
Hospitalisation stays	17.191
Consultations	1.198

Outpatients

Total visits	19.549
--------------	--------

Physical Medicine and Rehabilitation

Hospitalisation

Consultations	10.670
---------------	--------

Outpatients

Total Hospital Visits	14.984
Day hospital sessions	4.494

Outpatient physical rehabilitation

Outpatient physical rehabilitation	7.327
MA Level	717
A Level	4.913
M Level	1.333
B Level	364

Outpatient speech therapy rehabilitation

Total outpatient speech therapy rehabilitation	686
Sant Pau Outpatient Speech Therapy Rehabilitation	686
AP level	488
MP Level	198
Outpatient Rehabilitation Speech Therapy and Language Disorders	
AP Level	

RH-Esc Language Disorders

Outpatients

Total visits	440
--------------	-----

Rheumatology

Hospitalisation

Consultations	320
---------------	-----

Outpatients

Total visits	17.186
--------------	--------

Social Work

Hospitalisation

Consultations	3.688
---------------	-------

Emergency Room

Urgent procedures

From emergencies	69.460
% Emergency admissions	13,6

Hospitalisation

Total admissions	3.171
Overall average weight (APR-GRD v40.0)	0,9125
% Emergency admissions	95,5
EM Hospitalisation	4,5
Hospital stays	17.813

Surgical procedures

Interventions (excluding minor surgery)	24
Scheduled with admission	0
Emergency with admission	24
Total procedures	24

Outpatients

Total visits	1.674
--------------	-------

Day Hospital

Sessions Day Hospital Sessions	
Vascular	787
Anaesthesiology	612
Cardiology	1
Dermatology	4.872
Endocrinology	5.184
Haematology	8.369
Onco-Haematology Day	26.642
Hospital Multipurpose Day	12.120
Internal Medicine	6.550
Blood tests	1
Neurology	3.200
ENT	1.138
Paediatrics	3.860
Pneumology	6.014
Gastroenterology	2
Psychiatry	15.803
Rehabilitation	4.494
Gynaecology and Obstetrics	266

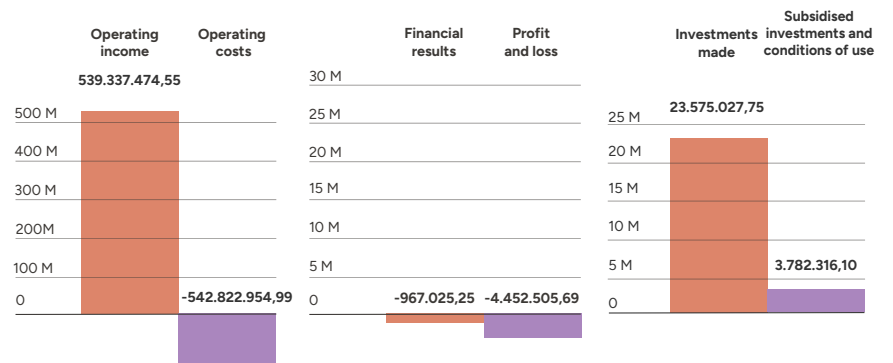
Total Hospital Visits	Referrals
Breast cancer screening	928
Pharmacy	7.599
Genetics	2.725
Immunology	603
	14

People

Healthcare professionals, non-healthcare professionals and trainees	4.520
---	-------

Financial resources FGS

FGS Financial resources



Learning Campus

We are an integrated team for all teaching and training at the Hospital de Sant Pau.

1. Number of students

Our own students and those doing internships at Sant Pau Campus Salut Barcelona

A total of 2,350 students enrolled in undergraduate, master's or postgraduate programmes at Sant Pau. All of them undertake internships at Sant Pau in different hospital units and at different times.

UAB Medicina Sant Pau	
Medicine degree	346
Physiotherapy degree	145
Master's degrees	114
UAB EUI-Sant Pau	
Master's degrees	355
Master's degrees	149
Specialisation courses	30
ECNPL Clinical School of Neuropsychology and Language Pathology	
Speech Therapy degree	376
Master's and postgraduate degrees	85
Specialisation courses	27
Family Therapy School	
Master's and postgraduate degrees	25
Specialisation courses	87

From external centres

Out of the 2,350 students doing internships at Sant Pau, 597 come from various external centres with which we have collaboration agreements.

Degrees	159
Master's and postgraduate degrees	112
Vocational training	305
Specialised courses	21
Centres of origin	
Centres by level of study	
Vocational training	47
Degree	11
Master's degree	14
Education by level	
Vocational training	20
Degree	16
Master's Degree	23

Since the creation of the Internship Unit in 2023, new collaborations have been initiated through open framework agreements with:

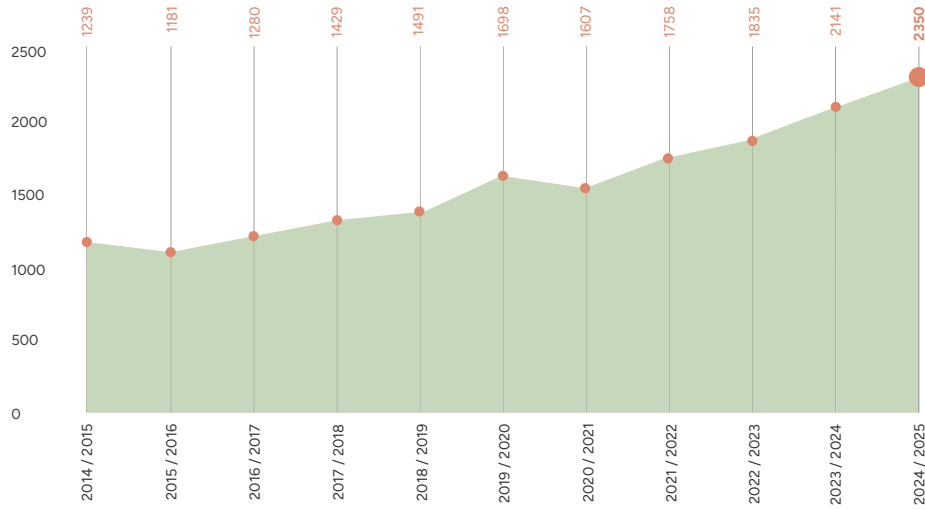
Pompeu Fabra University Polytechnic
University of Catalonia
Faculty of Medicine, University of Barcelona
Faculty of Law, Autonomous University of Barcelona
AECS_IFMSA Spanish Association of Health Sciences

The Internship Unit has managed the internships of 11 of its own employees seeking internship placements in Sant Pau, allowing them to balance their work and internship commitments.

Overall number of students at Sant Pau

From **2023-24 to 2024-2025**, there has been a **10% increase in the number of students**. Over the last 10 years, there has been a **90% increase in the number of students**.

Total students

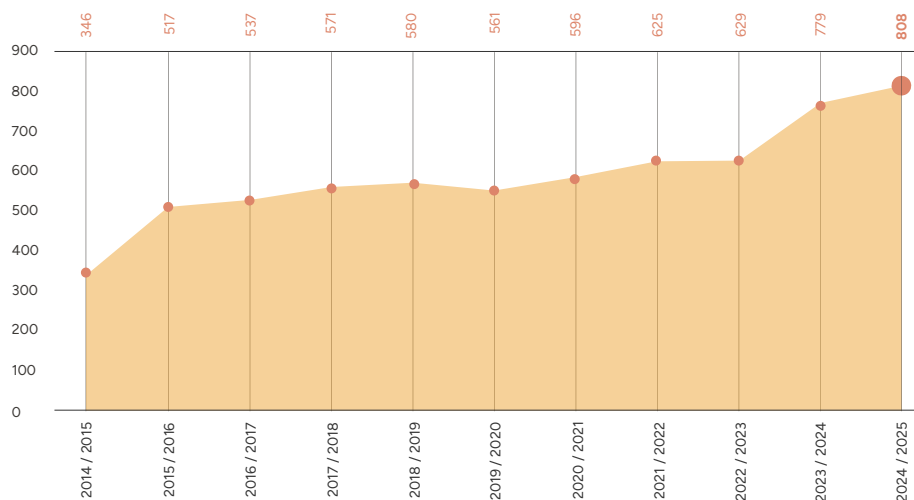


2. Residents Specialised Healthcare Training

Residents

Own	371
From associated teaching units	73
Rotations from other hospitals in Spain	253
Validation of foreign specialist qualifications	31
Foreign residents and specialists	80

Total specialized training



Attractiveness 2024

99 places offered

- 42% of the total number of places on the different degree programmes have been allocated within the initial 25%.
- And 10.1% within the first 10%.

We are the second centre in Catalonia with the highest number of places within the top 100 in Medicine awarded throughout Spain: 1 in Cardiology, 2 in Dermatology and 1 in Neurosurgery. We have had 32 places awarded in the first quartile of their speciality (32%).

3. Professionals in training placements

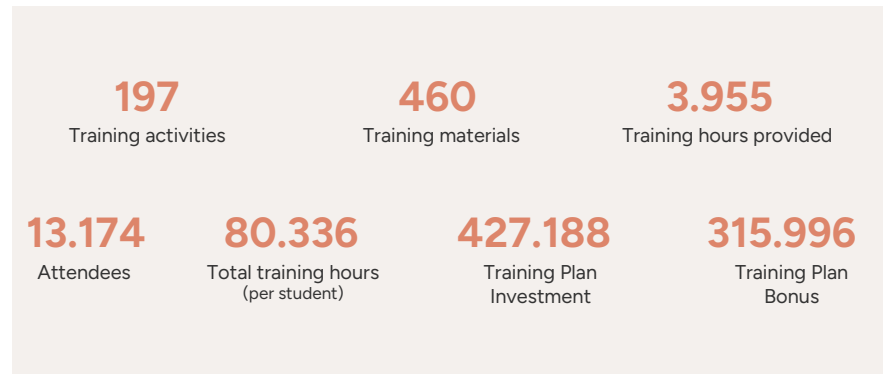
Professionals

Training placements for specialists	55
Training placements (non-specialists)	15
Fellowships/Preceptorships	5

4. Continuing education

Internal continuing education

Training indicators



24% of the training hours were delivered online.

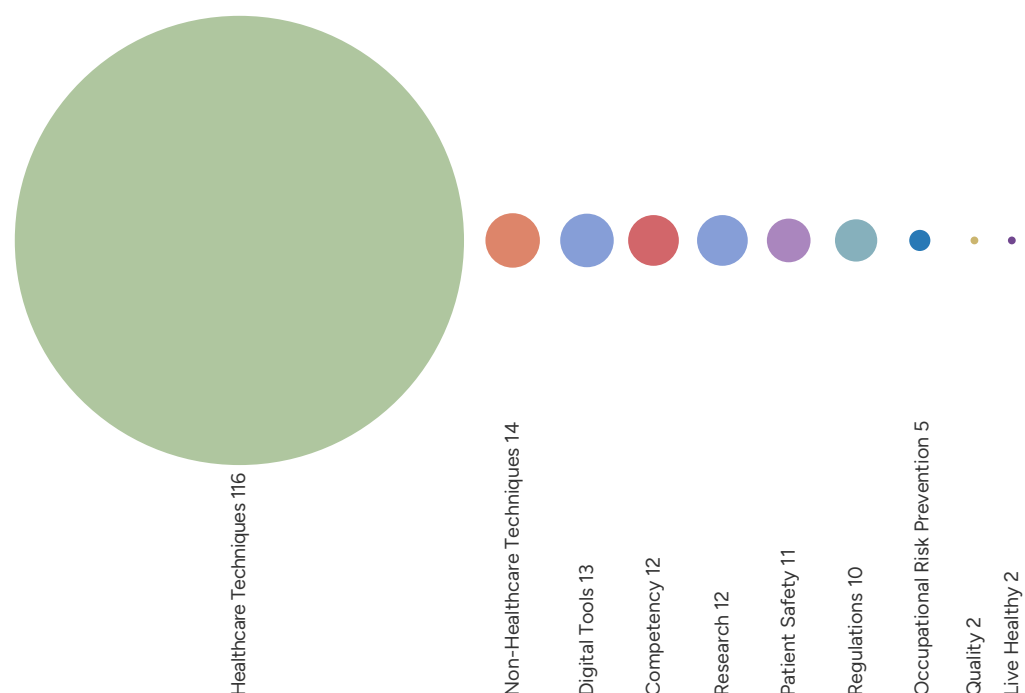
Investment in training

Investment in the training plan	427.188 €
Training Plan Bonus	315.996 €

Overall assessment of training activities

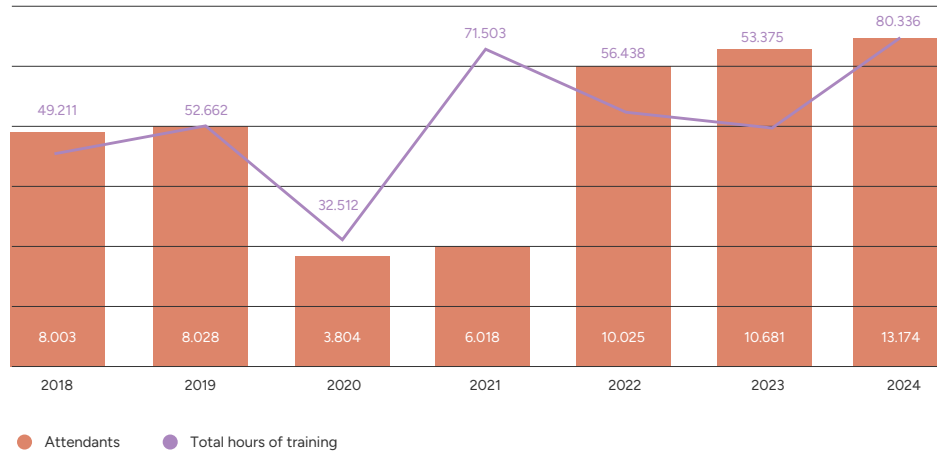


Subject matter - Training activities

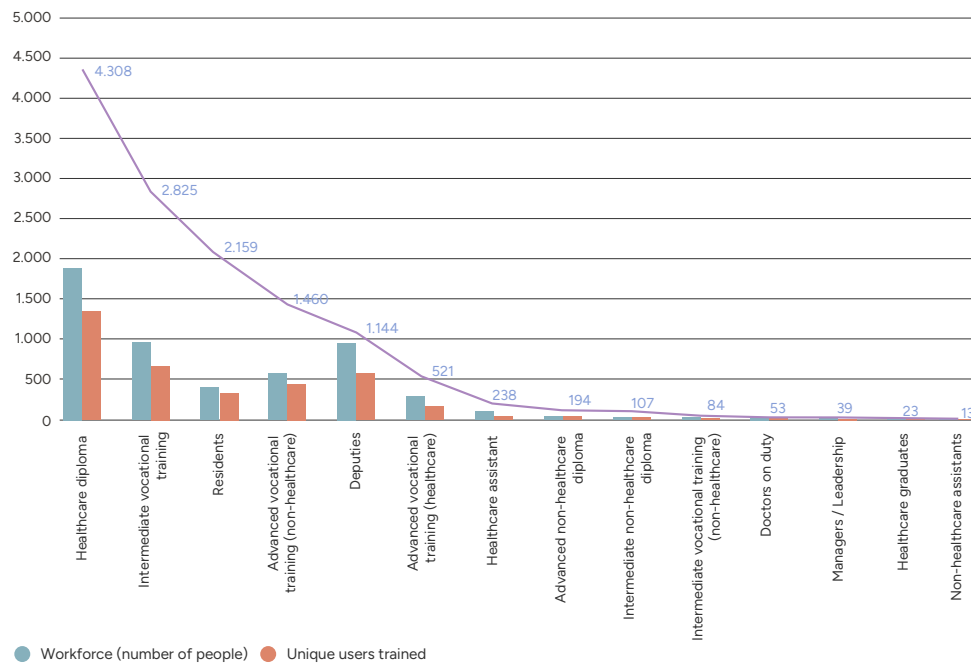


60% of training activities are technical healthcare training courses.

Evolution of training hours attended 2018-24



We are growing in terms of the number of attendees and maintaining the number of hours completed.



3,781 professionals, counted as unique users, completed at least one training course at Sant Pau in 2024, representing 70% of the workforce.

Shift	No. of people trained	Staff	% trained users
Split working day	1.480	1.100	74 %
Variable hours	113	75	66 %
Morning	1.896	1.271	67 %
Night	914	606	66 %
Afternoon	1.006	727	72 %

66% of night shift professionals completed at least one training course during 2024. Proportionally, more afternoon and night shift professionals receive training than those working morning shifts or split or variable shifts. In general, night shift professionals access online training.

Simulation



56

Training activities



216

Editions



+ 830

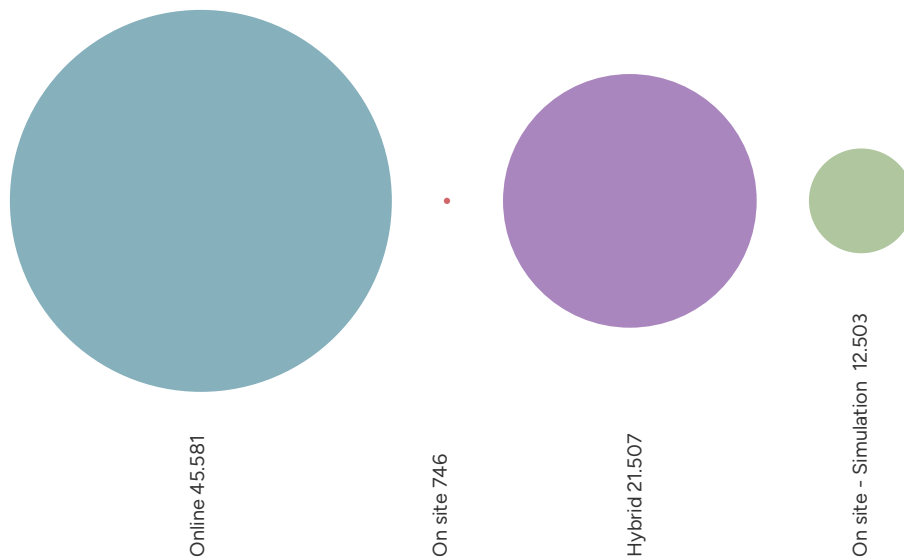
Hours provided



+ 100.000

Investment in new equipment

Mode - Training hours
Nombre



Number of teaching professionals



185 Number of teachers who have provided training

External continuing education

Knowledge dissemination: Sant Pau Docent

Sant Pau Docent, for doctors

Total enrolments offered: 4.772

59 Courses, seminars, sessions and workshops

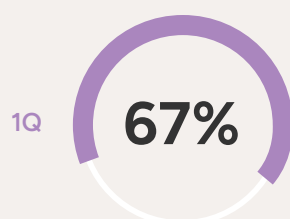
25 Conferences/events outside the hospital

25 Hospital departments involved

Research

Publications

1.058



34%



60% Open access



48% International collaboration

Projects



374 Active*



110 New*

(*Competitive financing)

Financing

30.35 Earnings
M€

Public
funds

47.22%

Private
funds

52.78%

Active clinical trials



58 Independent



647 Industry-promoted

Innovation and technology transfer



25
Patents



16
Technology
transferred
(active as of 31st/Dec/2024)



4
Spin offs /
Startups



48
Clinical practices
guides

Training



125 Internship
students



71 Theses

Communication



3.152
Appearances in print and
online media



5.104M
Audience reached

Outreach



101 Activities



4.743 Participants

Thank you



SANT PAU
Campus Salut
Barcelona



Hospital de
la Santa Creu i
Sant Pau